

NS-3020G-01A 300x200

NS-3525G-01A 350x250

NS-4030G-01A 400x300

Electronic Pattern Sewing Machine  
电子花样机

+

即使高速缝纫或缝纫厚料时,也可完全按照缝制数据实现高品质、稳定缝纫。  
Even in High Speed or Sewing Thick Fabric, It Can Totally Achieve High Quality and Stable Sewing.



NS-4530GH-01A 450x300

NS-6040GH-01A 600x400

Electronic Pattern Sewing Machine  
电子花样机

+

准确根据缝制数据进行美观缝纫  
Accurate sewing based on sewing data !




### 应用范围 / Range of application



### 应用范围 / Range of application



### 功能扩展 / Function extension



MY 帽檐压脚装置  
Helmets device

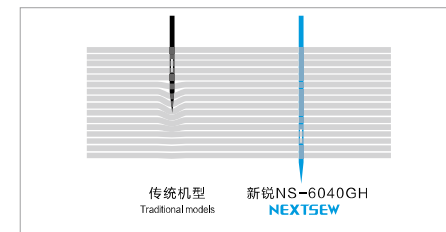
### 产品特点 / Product features

宽大缝制区域实现多用途缝制, 缝制区域为600x400mm可缝制皮包和安全气囊等大缝制物,也可同时缝制鞋子和衣物的多个小物件。



缝制区域为 Sewing area 600x400mm

Large sewing area to achieve multifunction sewing, Large sewing area to achieve multifunction sewing. The sewing area is 600x400mm. Can sew bags and airbags and other large sewing products, but also sewing shoes and clothing at the same time a number of small objects.



强大的机针贯穿力 Strong penetration

NS-2210R-01A 300x200  
 NS-3020R-01A 350x250  
 NS-3525R-01A 400x300

Electronic Pattern Sewing Machine (hook)  
 电子花样机(旋梭)

+

即使高速缝纫或缝纫厚料时,也可完全按照缝制数据实现高品质、稳定缝纫。  
 Even in High Speed or Sewing Thick Fabric, It Can Totally Achieve High Quality and Stable Sewing.



NS-4030R-01A 400x300  
 NS-4530R-01A 450x300  
 NS-6040R-01A 600x400

Electronic Pattern Sewing Machine (hook)  
 电子花样机(旋梭)

+

准确根据缝制数据进行美观缝纫  
 Accurate sewing based on sewing data !



应用范围 / Range of application



应用范围 / Range of application



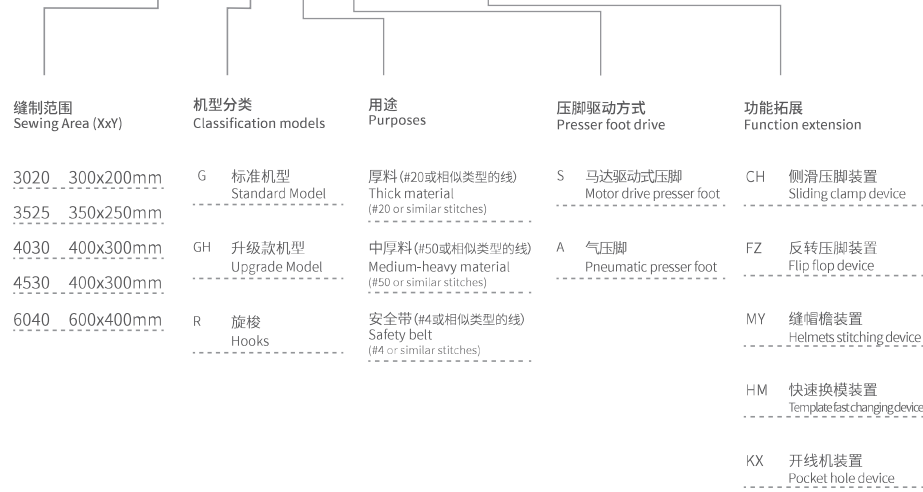
功能扩展 / Function extension



功能扩展 / Function extension



# NS-       G       /



## 性能参数 / The performance parameters

型号 Model	平缝 Stitching	2倍旋梭 2-time Hook	缝制面积 Sewing Area	针距 Stitch length	切线装置 Thread trimmer	扫线装置 Scavenging Device	最高缝纫速度 Highest Sewing Speed	气压 Air Pressure
NS-3020GH-01A	★	★	300x200mm	0.05 - 12.7mm	★	★	2,800 rpm	1.71 l/min
NS-3525GH-01A	★	★	350x250mm	0.05 - 12.7mm	★	★	2,800 rpm	1.71 l/min
NS-4030GH-01A	★	★	400x300mm	0.05 - 12.7mm	★	★	2,800 rpm	1.71 l/min
NS-4530GH-01A	★	★	450x300mm	0.05 - 12.7mm	★	★	2,800 rpm	1.71 l/min
NS-6040GH-01A	★	★	600x400mm	0.05 - 12.7mm	★	★	2,800 rpm	1.71 l/min

型号 Model	平缝 Stitching	2倍旋梭 2-time Hook	缝制面积 Sewing Area	针距 Stitch length	切线装置 Thread trimmer	扫线装置 Scavenging Device	最高缝纫速度 Highest Sewing Speed	气压 Air Pressure
NS-2210R-01A	★	★	220x100mm	0.05 - 12.7mm	★	★	2,800 rpm	1.71 l/min
NS-3020R-01A	★	★	300x200mm	0.05 - 12.7mm	★	★	2,800 rpm	1.71 l/min
NS-3525R-01A	★	★	350x250mm	0.05 - 12.7mm	★	★	2,800 rpm	1.71 l/min
NS-4030R-01A	★	★	400x300mm	0.05 - 12.7mm	★	★	2,800 rpm	1.71 l/min
NS-4530R-01A	★	★	450x300mm	0.05 - 12.7mm	★	★	2,800 rpm	1.71 l/min
NS-6040R-01A	★	★	600x400mm	0.05 - 12.7mm	★	★	2,800 rpm	1.71 l/min

## 性能参数 / The performance parameters

规格 Specification	3020GH-01A	3525GH-01A	4030GH-01A	4530GH-01A	6040GH-01A
使用缝纫机 Using	平缝花饰缝纫机 (2倍旋梭) Flat-stitching pattern sewing machine(2-time hook)				
线迹 Stitch	单针平缝 Single-needle flat seam				
最高缝纫速度 Max. sewing speed	2800 rpm				
缝制区域 (Max.mm) Sewing area (X × Y)	300x200	350x250	400x300	450x300	600x400
送布装置 Feeding device	伺服马达驱动 Intermittent feed (pulsed motor drive)				
针距 Stitch length	0.05-12.7mm				
最大针数 Max. number of stitches	20000针/1个图案 20000 needle / 1 pattern				
压脚驱动方式 Press the foot drive mode	气动 pneumatic				
压脚高度 Height of presser foot	最大Max. 30mm				
两步压脚 Two-step presser foot	一体式压脚 One-piece presser foot				
间歇压脚上升量 Intermittent pressure rise	22 mm				
间歇压脚行程 Intermittent pressure on the trip	0或(or)2 - 10 mm (出厂设置 factory setting: 3mm)				
使用旋梭 Hooks	两倍摆梭 (标准摆梭是选配件) Twice the shuttle (standard shuttle is optional)				
扫线装置 Sweep line device	标准装备 Standard equipment				
切线装置 Tangent device	标准装备 Standard equipment				
数据存储方式 Data storage	可变电子夹线器 Variable electronic gripper				
马达 Motor	AC伺服马达750W AC servo motor 750W				
电源 Power supply	单相Single phase100~120V、200~240V、三相Three phase 200~240V、380~415V、350V				
气压 Air pressure	0.5Mpa, 1.8L/min				

规格 Specification	NS-2210R-01A	NS-3020R-01A	NS-3525R-01A	NS-4030R-01A	NS-4530R-01A	NS-6040R-01A
使用缝纫机 Using	平缝花饰缝纫机 Flat-stitching pattern sewing machine					
线迹 Stitch	单针平缝 Single-needle flat seam					
最高缝纫速度 Max. sewing speed	2800 rpm					
缝制区域 (Max.mm) Sewing area (X × Y)	200x100	300x200	350x250	400x300	450x300	600x400
送布装置 Feeding device	伺服马达驱动 Intermittent feed (pulsed motor drive)					
针距 Stitch length	0.05-12.7mm					
最大针数 Max. number of stitches	20000针/1个图案 20000 needle / 1 pattern					
压脚驱动方式 Press the foot drive mode	气动 pneumatic					
压脚高度 Height of presser foot	最大Max. 30mm					
两步压脚 Two-step presser foot	一体式压脚 One-piece presser foot					
间歇压脚上升量 Intermittent pressure rise	22 mm					
间歇压脚行程 Intermittent pressure on the trip	0或(or)2 - 10 mm (出厂设置 factory setting: 3mm)					
使用旋梭 Hooks	两倍摆梭 Hooks					
扫线装置 Sweep line device	标准装备 Standard equipment					
切线装置 Tangent device	标准装备 Standard equipment					
数据存储方式 Data storage	可变电子夹线器 Variable electronic gripper					
马达 Motor	AC伺服马达750W AC servo motor 750W					
电源 Power supply	单相Single phase100~120V、200~240V、三相Three phase 200~240V、380~415V、350V					
气压 Air pressure	0.5Mpa, 1.8L/min					